

Make Smooth Body Line

with **DR.LIPO+**

NEW GENERATION
OF LIPOLYSIS SOLUTION



Nonsurgical fat reduction and skin tightening

DR.LIPO+, it is the most effective fat dissolving product that offers fast subcutaneous fat removal. You can use DR.LIPO+ at any time, regardless of the season.



Fast
result



Additional
skincare



Minimum
sensitivity



Long-lasting
effect

If you ...

- ✓ suffer from fat and cellulite that cannot be lost
- ✓ are worried about fat in a specific area
- ✓ want to correct the body line
- ✓ are stressed by sudden weight gain
- ✓ don't have time to diet
- ✓ want to solve body fat and elasticity problems together
- ✓ feel the limitations of conventional obesity treatment
- ✓ do not want surgery such as liposuction
- ✓ need to go about your daily activities immediately after the procedure

,we recommend
DR.LIPO+ Lipolysis solution to you!

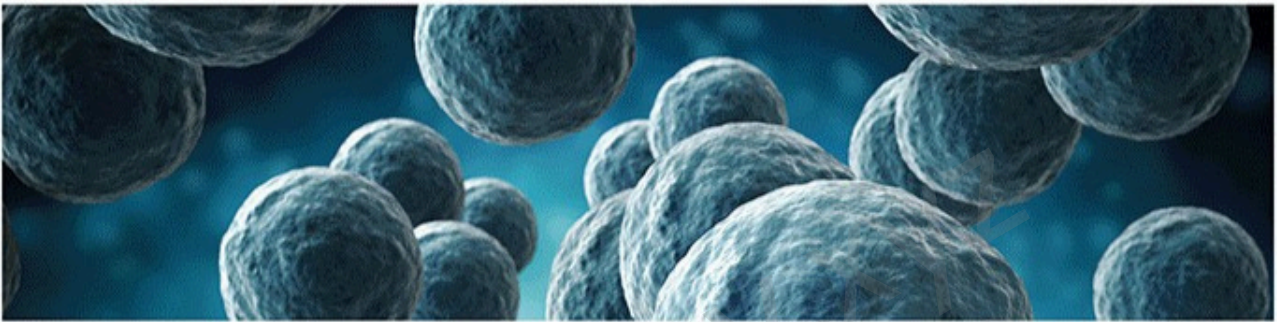
Why **DR.LIPO+?**

DR. LIPO+ is the powerful complex provides fast and long-lasting results without surgery.

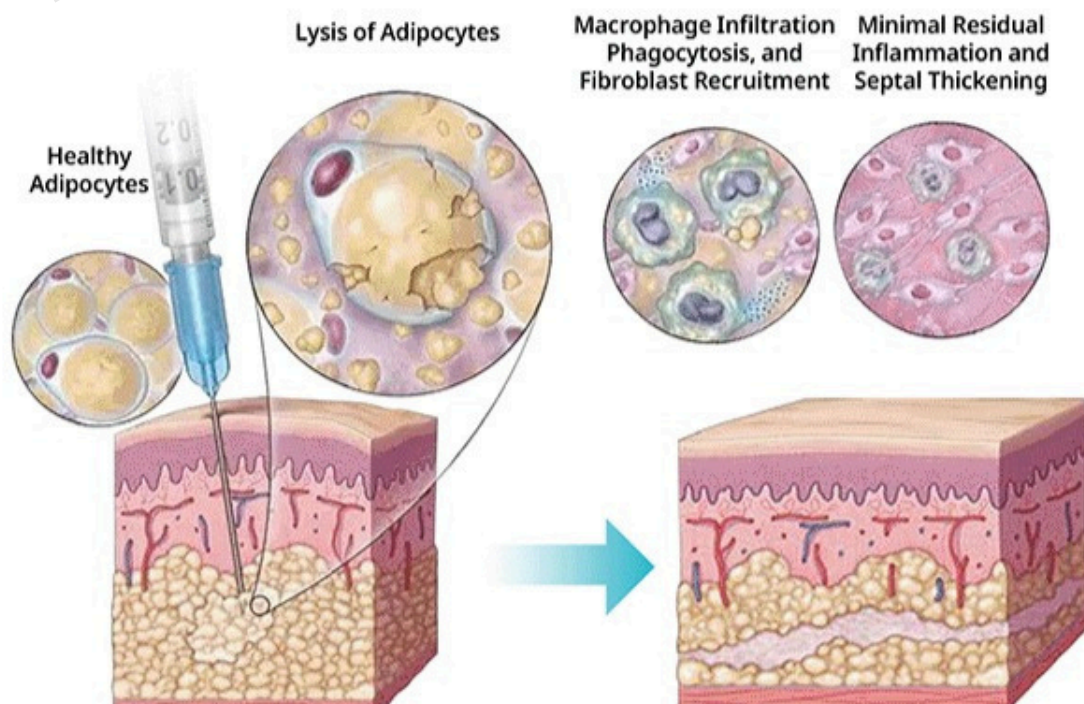
It is a direct lipolysis and acts on the Adipocyte cell by destroying it.




How does *PPC lipolysis* work?

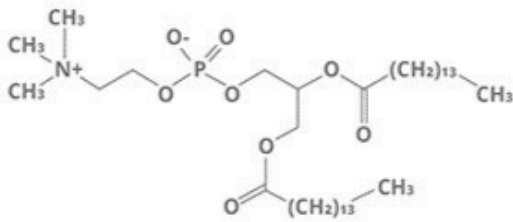


The mechanism of action for PPC (Phosphatidylcholine) in fat dissolving involves its ability to break down fat deposits when injected into subcutaneous fat. This process, known as lipolysis, leads to the breakdown of fat cells (Adipocytes). PPC acts on the fat cell membranes, making them more permeable and thereby facilitating the release of stored fat (Triglycerides) into the bloodstream. These released fats are then transported to the liver, where they undergo metabolism and are eventually eliminated from the body. Additionally, PPC is believed to stimulate the production of enzymes that play a crucial role in the breakdown of fats.





MAIN INGREDIENTS

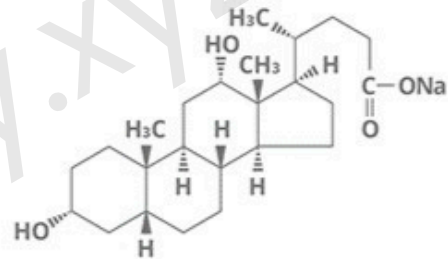


Phosphatidylcholine (PPC)

Phosphatidylcholine is one of the most important phospholipids in human invasion. In this complex, the particles of the substance are reduced, which guarantees a safe and effective action of the product in the face and neck area.

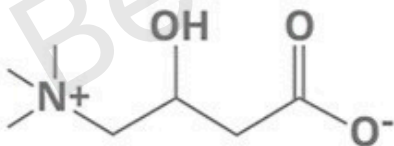
Sodium Deoxycholate (Deoxycholic Acid)

Sodium Deoxycholate is also present in the digestive system of the human body. It is an excellent function for fat removal because it destroys the cell membrane of fat cells and drains them out of the body.



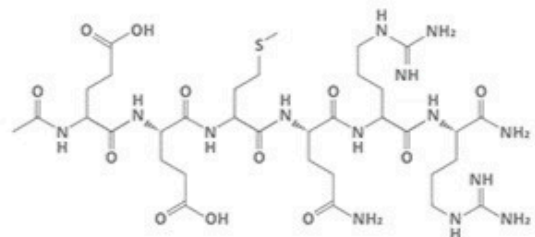
Carnitine

It is an enzyme that plays a role in the transport of fatty acids into mitochondria in animal metabolism. Carnitine helps the body break down fat.



Complex of peptides

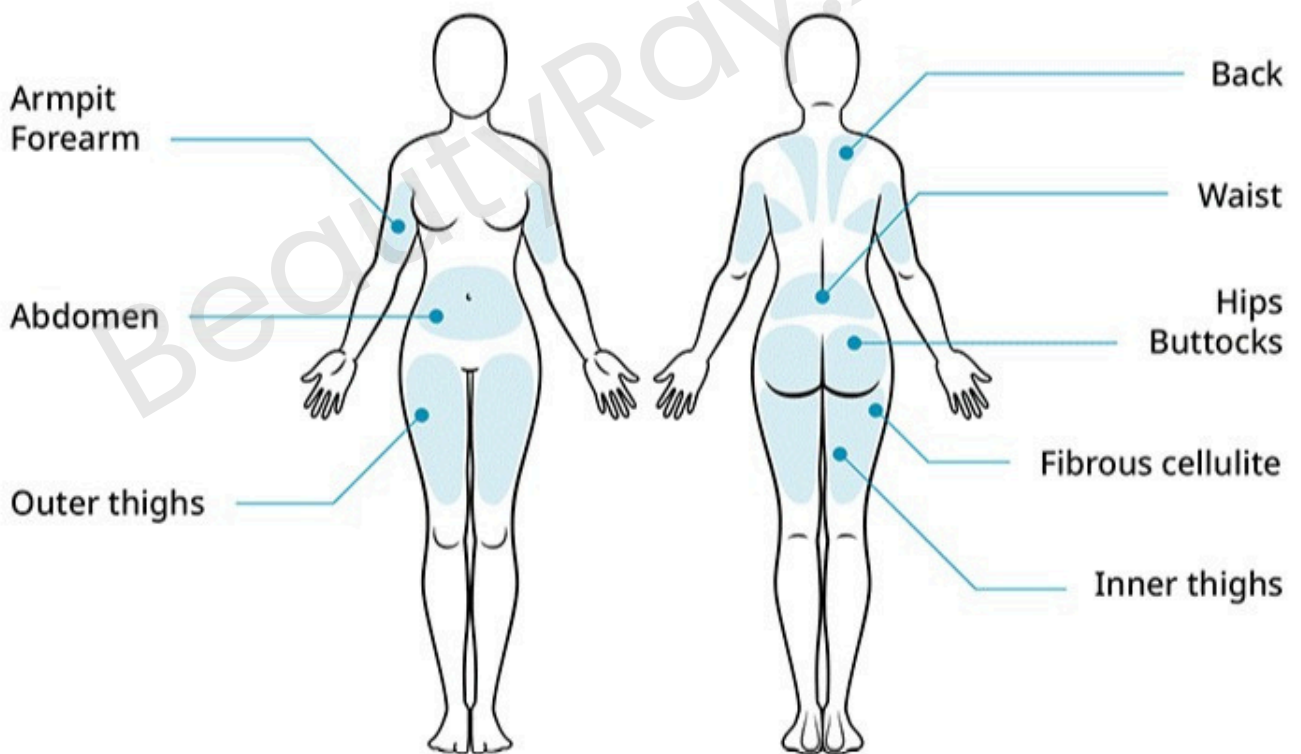
Acetylhexapeptide, Palmitoylpentapeptide
- They are responsible for the "tightening" of the skin flap and contribute to the active production of collagen. Reduce side effects and have a rejuvenating effect.



General products use only Deoxycholate, but DR. LIPO+ uses not only **Deoxycholate**, but also **Phosphatidylcholine**.

Thanks to the interaction between the two, the fat cells are stably dissolved, and the effect of reducing the size of fat cells and destroying them is excellent.

TREATMENT AREA




INSTRUCTION

PRE-TREATMENT INSTRUCTIONS

- 1 Avoid certain products 2 days before and after treatment.
- 2 Shave the treatment area one day before if applicable.
- 3 Do not apply creams, lotions, or makeup to the treatment areas.
- 4 Ensure a recent meal before the procedure to prevent lightheadedness.
- 5 Schedule appointments before special events for bruising consideration.
- 6 Reschedule for severe rashes, cold sores, or blemishes in the treatment area.
- 7 Avoid specific medications and alcohol before treatment.

STEP 01



PREPARE SKIN FOR THE PROCEDURE

- 1** Cleaning and Shaving:
 - Clean the treatment area with ethanol.
 - Shave the entire target area.
- 2** Design:

Draw the divided region for 1 ampoule and draw a 1 cm grid on the target area.
- 3** Anesthesia:

Administer 2% Lidocaine injection for local anesthesia (optional).

STEP 02



ADMINISTRATION

- 1** Choose the appropriate injection method based on the treatment plan and patient needs. Options include spread by cannula, injection by needle, or application by meso-roller.
- 2** Insert the needle or cannula into the fat layer at a depth recommended for the specific area being treated. Maintain a consistent distance of 1 cm to 2 cm between injection points for even coverage.
- 3** Administer the lipolytic solution with volumes ranging from 0.2cc to 1cc per square centimeter. Adhere to the recommended total volume of 20cc to 40cc per treatment session.
- 4** Depending on the chosen method, employ specific injection techniques:
 - For needle injections: Use a pinching technique, insert a 1-inch 30G needle in a vertical direction, and perform spread infiltration.
 - For cannula spread: Insert the cannula with medicine and perform backward spreading.
 - For meso-roller application: Apply the meso-roller evenly across the treatment area.

STEP 03

POST-INJECTION CARE



- 1 Avoid strenuous exercise or straining for 48 hours.
- 2 Avoid medications and supplements that may increase bruising for 48 hours.
- 3 Apply ice for the first day to reduce discomfort and swelling.

LIMITATIONS OF USE

- The safe use of DR.LIPO+ for subcutaneous fat outside the submental region is not recommended.
- Dosage and Administration (DR.LIPO+)
- Follow the dosage and administration guidelines provided for DR.LIPO+.

POST-TREATMENT INSTRUCTIONS

- Avoid extreme heat for 24 hours.
- Do not consume alcohol or sodium for 3 days.
- Avoid strenuous exercise for 24 hours.
- Sleep on your back with an elevated head for decreased swelling.

WHAT TO EXPECT

- Swelling and bruising for 3-5 days, decreasing over weeks.
- Multiple treatments may be needed for the desired results.
- Ice packs are recommended for the first 12 hours.
- Do not massage the injection site.
- Results are not immediate; full results may take up to 12 weeks.

LIMITATIONS OF USE

- The safe use of DR.LIPO+ for subcutaneous fat outside the submental region is not recommended.
- Dosage and Administration (DR.LIPO+)
- Follow the dosage and administration guidelines provided for DR.LIPO+.

POST-TREATMENT INSTRUCTIONS

- Avoid extreme heat for 24 hours.
- Do not consume alcohol or sodium for 3 days.
- Avoid strenuous exercise for 24 hours.
- Sleep on your back with an elevated head for decreased swelling.

WHAT TO EXPECT

- Swelling and bruising for 3-5 days, decreasing over weeks.
- Multiple treatments may be needed for the desired results.
- Ice packs are recommended for the first 12 hours.
- Do not massage the injection site.
- Results are not immediate; full results may take up to 12 weeks.

Warnings

Professional use only.

The lipolytic complex is not recommended for pregnant women, people suffering from diabetes, dermatitis, oncology, atherosclerosis, apoplexy, allergies to the components of the product.

Contraindications

- Do not use if you are pregnant or nursing.
- An allergy to soy products and/or the preservative benzyl alcohol is a contraindication to injection lipolysis with a Phosphatidylcholine-based solution.

Specification

Product name	DR.LIPO+
Packing unit	10 mL * 10 vials
Expiration date	36 months from date of manufacture Check the box for the expiration date.
Storage	1~30°C
Ingredients	Water, Phosphatidylcholine, Sodium Deoxycholate, Carnitine, EFG, FGF1, Acetyl Hexapeptide-8, Palmitoyl Pentapeptide-4, Palmitoyl Pentapeptide-7, Nicotinoyl Tripeptide-1