



BeduRay.xyz

# fiola<sup>®</sup> EYEBAG SOLUTION

Get Rid of Bags  
Confidence In Your Eyes

# CAUSES OF EYE-BAGS FORMATION

**Eye bags are a result of a combination of factors:**

## 1. Genetics

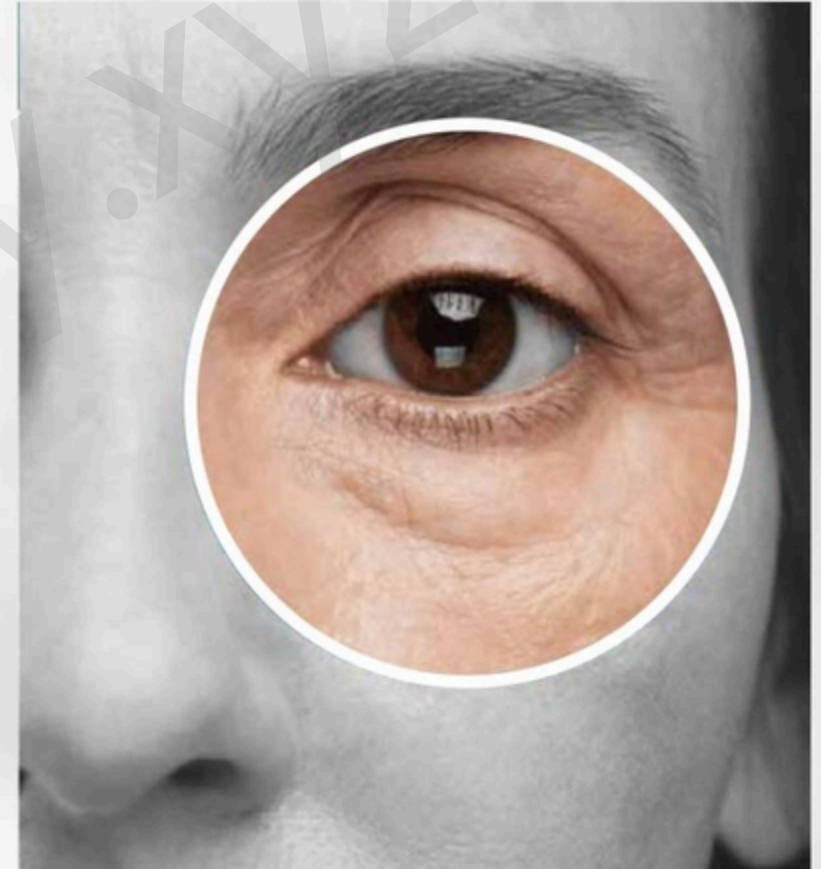
Genetics often determines an individual's skin structure and characteristics. Prominent loose eye tissue and accumulation fat makes it easier for formation of bags.

## 2. Eye Fat Sagging

With age, the orbital skin begins to relax and the subcutaneous support is weak, resulting in an under-eye fat mass accumulation (eye-bags).

## 3. Edema and Swelling

Excessive intake of salt, unhealthy diet, insufficient water and other reasons can lead to water retention in the body, aggravating eye bags.



# Why Fiola Eye Bag Solution?

1. Stop re-generation of fat under the eye.
2. Quick and effective.
3. Has no side-effects.



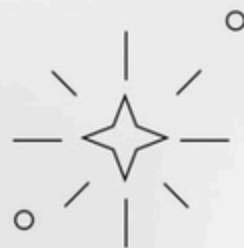
Anti-aging starts with saying goodbye to eye bags

## Fiola Eyebag Solution 3 Functions

Dissolves sagging  
of fat deposits



Tighten the tissue  
under the eyes



Lift loose skin  
under the eyes



Clears eye contour, giving a fresher and brighter look

# Fiola Eye Bags Strenghts

- **Natural & Safe:**  
Non-invasive, no need for recovery period.
- **Rejuvenation:**  
Instead of causing skin laxity, the injection will tighten sagging skin and fix the contour of the eye area.
- **Refined Lipolysis:**  
It can be applied flexibly to many areas of the face, e.g., to improve hypertrophic nasal tip and flank thickness or improving the width of the trephine.
- **Clinically tested formula:**  
Ten years of safe testing.No swelling, no bruising, no pain.



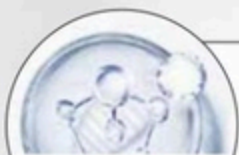
# FIOLA EYE BAG

## Unique Combination



Horse chestnut  
extract

Has anti-inflammatory and blood circulation stimulating effects. Help to reduce eye puffiness, , improve micro-circulation.



Tripeptide-45

Accelerates lipolysis and inhibits lipogenesis.



Hyaluronic Acid

Hyaluronic acid increases the moisture, makes the skin under the eyes look fuller. Also reduces fine lines and wrinkles.



Walnut,  
Wood Extract

Promotes metabolism. Increases blood flow and contributes to the metabolism of waste products and the breakdown of fats in the blood vessels.



Fusang Flower, Leaf and  
Stem Extracts

Tightens uneven cellulite and increases skin flexibility.



Octapeptide-11

Activates cell self-repair ability, promote skin cell regeneration, achieves firming, anti-aging, anti-pigmentation effects.

# Bags under the eyes

29%-32%

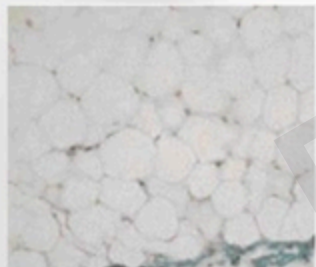
Edema fat decrease

45%-50%

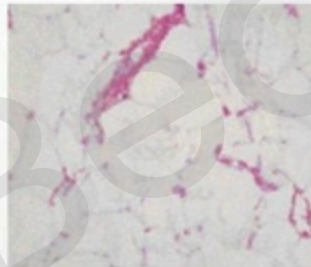
Soft fat reduction

18%-22%

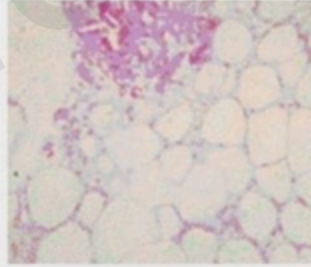
Scleroderma fat reduction



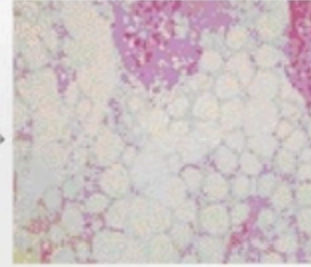
Before treatment



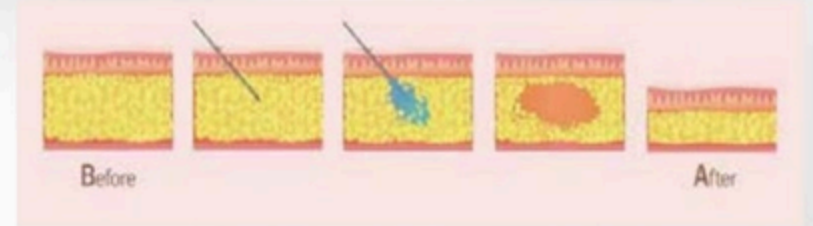
3 days after



10 days after



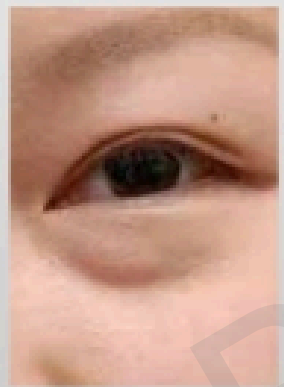
28 days after



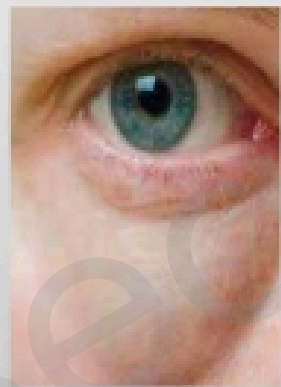
# Types of under-eye bags

- **Fat under Eyes:**

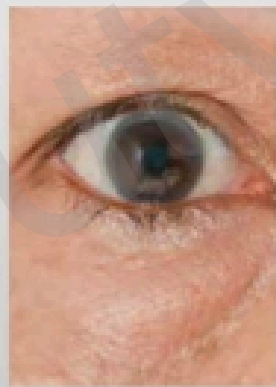
Congenital overdevelopment of the orbital fat, with protrusion of the orbital fat at a young age, but without sagging.



Fat



Saggy



Mixed

- **Saggy Eyebags**

With age: the periorcular skin and fascial fat become tense and the orbital septum dislocates.

- **Combination of Fat + Saggy Eye Bags**

Lipolysis can reduce the accumulation of fat underneath the eyes, improve the eye contour, and make the eyes look younger and fresher.

However, before proceeding, it is advisable to consult with a medical professional to determine the most appropriate treatment plan.

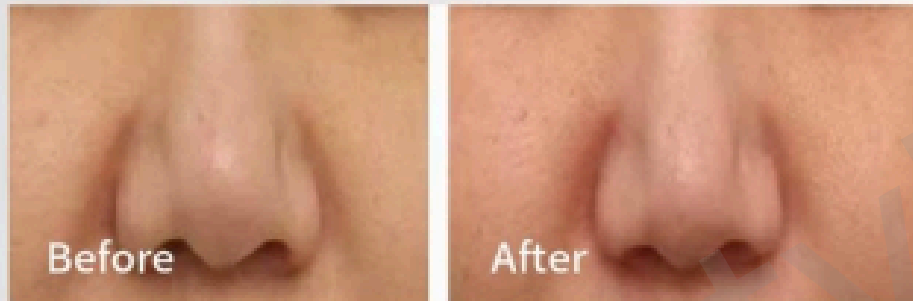
# FIOLA EYE BAG

## Before/After



# FIOLA EYE BAG

Flexible use can be used on the nose too



• Reduce the thickness of the tip and nostrils, removing 2~3mm of fat.

Improvement of enlarged nose and nose head, make the nose tissue thinner, three-dimensional and smaller.

Correcting asymmetrical nasal structures.

### Injection depth:

Fat layer, superficial fascia layer, under the skin around the eyes.

2~6mm depth.

### Recommended dosage:

For eye bag injection, 1 bottle of 2ml, 1ml for each side of the eye.

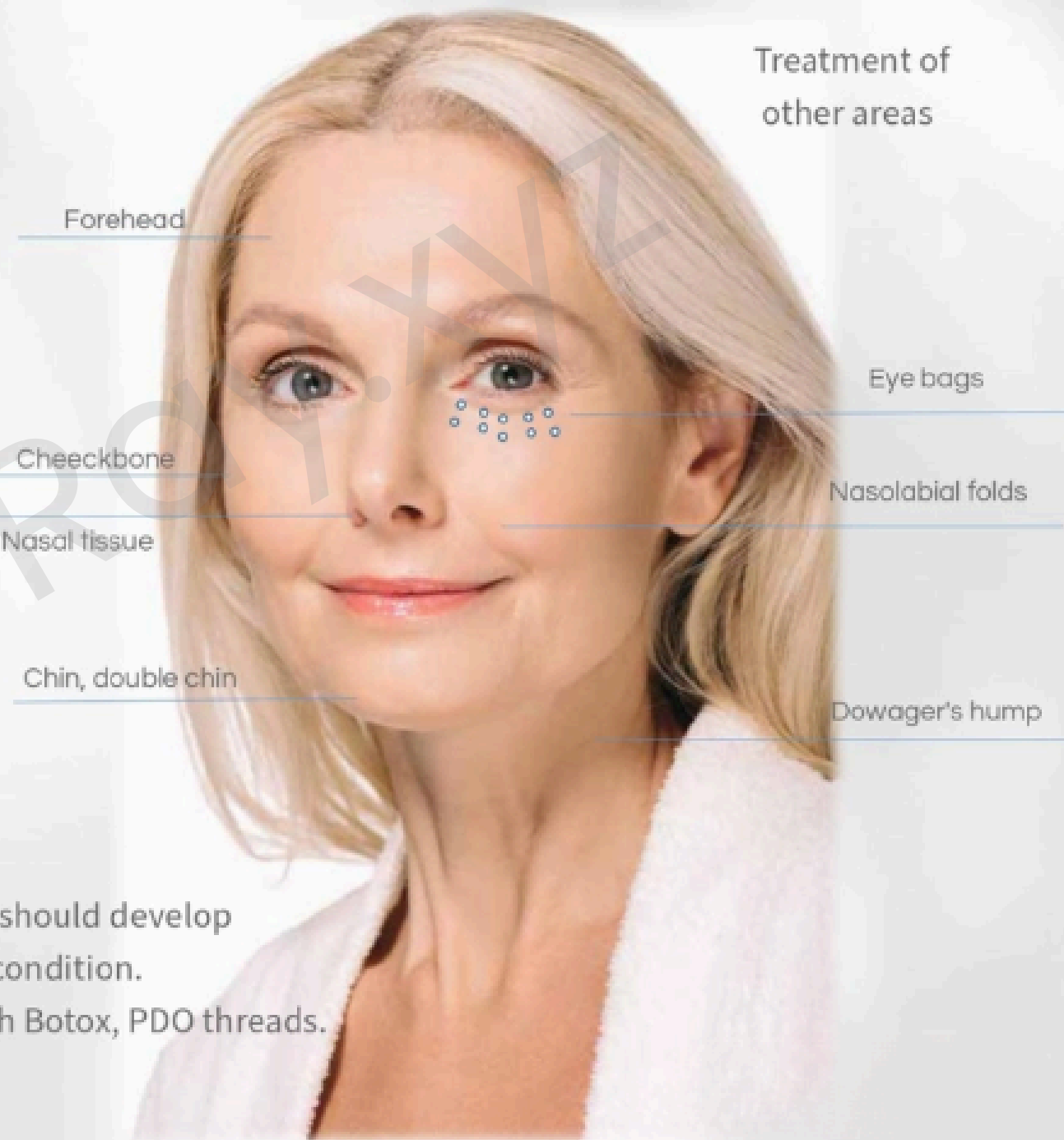
(The total amount of injection should not exceed 5ml per injection, within 2 and a half bottles.)

Spacing between points 0.3~0.5mm, 5 injection points from 0.1ml~0.3ml per injection point.

For other sites, the doctor can control the dosage according to experience and situation.

**Note:** The above example is for reference only, the doctor should develop a personalized treatment plan according to the patient's condition.

Suggestions: Fiola Eyebag can be used in combination with Botox, PDO threads.



# FIOLA EYE BAG

## Precautions

1. Before treatment confirm that the area has no scars, infection or redness.
2. Keep your skin clean before surgery. Clean any cosmetics or skin care products.
3. Before treatment confirm the user's health, assure no signs of fever, influenza, chronic diseases or infectious diseases.
4. In order to prevent bleeding and swelling, avoid drinking alcohol weeks prior treatment.
5. Avoid washing the treated area or bathing within one week after treatment, avoid touching or massaging.
6. One week after treatment avoid strenuous exercise, drinking alcohol and sauna. Do not eat spicy, seafood stimulating food.
7. After the treatment, avoid sunlight exposure.
8. Do not use ointment, skincare products, or cosmetics to wipe the treated area to reduce the chance of infections.
9. Within 30 minutes after the treatment, you can apply ice to relieve, or use medical repair mask to hydrate the skin.

